



# KILO

## Machine Guard



**Tested Impact Energy**  
according to **PAS13**

**102.700 Joule**

At 22.5° Impact, 5.4 km/h (3,36 mph)  
and 3.560 kg (7848 lbs) on a  
C20/25 concrete floor and  
max. force to bolt at 21 kN.

### Description

The KILO Machine Guard by d-flexx is a highly versatile protection solution, designed to safeguard machinery. Combining the robust base of the ECHO series with the top segment of the DELTA series, the KILO unites traffic barrier strength with the advanced protective and visibility features of the DELTA guard.

This hybrid design ensures that the KILO serves as both a reliable traffic barrier and an effective machine guard, offering a heightened level of safety by preventing accidental collisions and clearly marking hazardous areas. Compared to the FOX-TROT, the KILO provides more comprehensive protection with its dual functionality—absorbing impact while also enhancing safety awareness.

Ideal for high-traffic industrial environments, the KILO is easy to install and can be customized to fit specific machinery setups. Its durable construction ensures long-term performance, making it a cost-effective solution for machine protection and workplace safety.

### Technical Information

Operational Temperature Range:	-40°C up to +50°C / -40°F up to +112°F
Ignition Temperature:	350-360°C / 662 - 680°F
Flash Point:	350-360°C / 662 - 680°F
Toxicity:	Nontoxic
Chemical Resistance:	High-ISO / TR 10358
UV Stability	Gray scale: 5/5
Changes to material after 5 years:	Blue Wool scale: 8/8 Tensile strength: No changes
Static Rating (surface resistivity):	1015-1016 Ω
Standard Warranty:	5 Years
Fixations:	Concrete screw, Zinc coated, Size Ø12x80 mm
Deflection zone:	250mm / 9,84in

### Scan or click to review

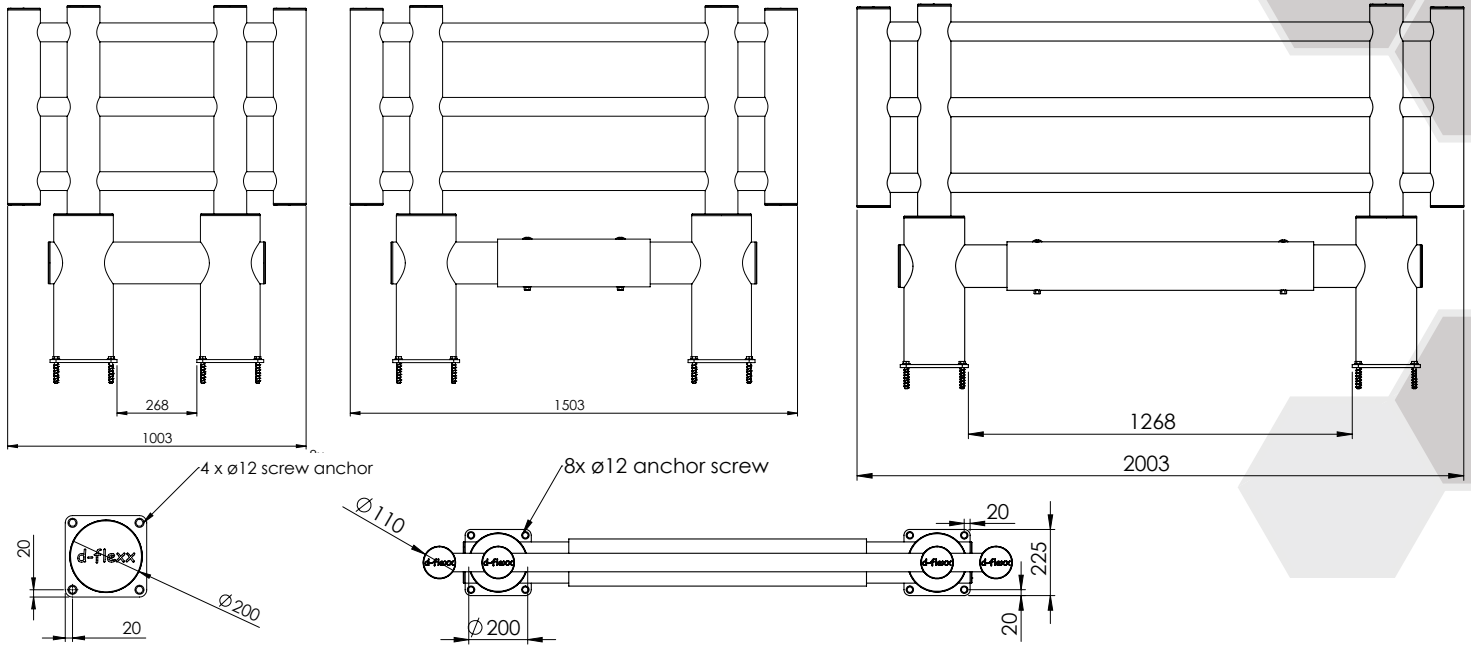


*Maintenance Guide  
Assembly Guide  
Videos  
Tender Text  
Warranty*

# d-flexx

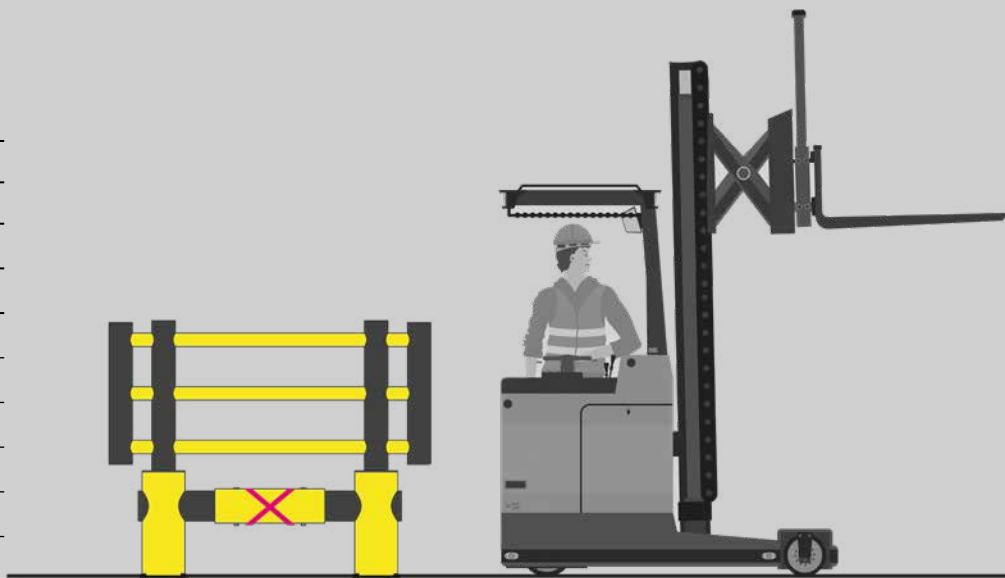


## Specifications

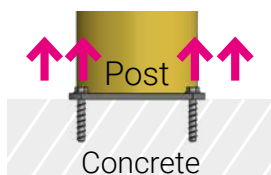


## Measurements mm vs in

	mm	in
Diameter 1	200	7,87
Diameter 2	110	4,33
Height	1200	47,24
Width 1	268	10,59
Width 2	1003	39,52
Width 3	1503	59,21
Width 4	1268	49,92
Width 5	2003	78,94
Footplate	225	8,86
Pos. drill holes	20	0,79



## Max. force to bolt 21 kN



## Impact Test KILO

Mid Rail Max. Energy (Joules)	90°	67,5°	45°	22,5°
	15.000	17.600	30.000	102.700

End post max. energy (Joules) - 90° 4.000

Mid post max. energy (Joules) - 90° 4.000